

NCDPI

ELA SECTION

Parent Guide

FOR ENGLISH LANGUAGE ARTS

ELA Standards' Expectations

Get an in-depth look of what skills your child will be learning in third grade!

Reading and Writing Strategies

Ideas and resources to help your child read and write at home!

THIRD GRADE



02

Introduction to the NC Standard Course of Study



03

ELA Standards' Expectations for Third Grade




14

Reading Strategies



19

Writing Strategies



22

Resources for Learning Outside of School



Welcome!

This guide provides an overview of what your child will learn by the end of third grade in English Language Arts (ELA), as well as strategies and resources for learning outside of school.

This guide includes:

- an introduction to the NC English Language Arts Standard Course of Study
- an explanation of the skills your child is learning in third grade
- reading strategies for learning outside of school
- writing strategies for learning outside of school
- websites to support your child's learning



INTRODUCTION TO THE NORTH CAROLINA STANDARD COURSE OF STUDY FOR ELA

The NC standards are divided into 4 strands:

- Reading
 - o Foundational Skills (K-5)
 - o Reading Literature
 - o Reading Informational Text
- Writing
- Speaking and Listening
- Language


In April 2017, the North Carolina State Board of Education adopted new ELA standards for grades K-12. The Standard Course of Study describes what students should know, understand, and be able to do by the end of each grade level. How these standards are taught is decided at a district level.

The NC Standard Course of Study has a new format that includes:

- **Standards** with bolded terms
- **Clarification** of the standards with suggestions for instruction, explanations, and examples
- **Glossary** that defines the bolded terms from the Standards

The NC Standard Course of Study was developed based on feedback provided from the following:

- Parents
- Community Members
- Business/Industry Professionals
- Higher Education Faculty
- Educators (teachers, administrators, curriculum specialists)

 **Example of the new format**

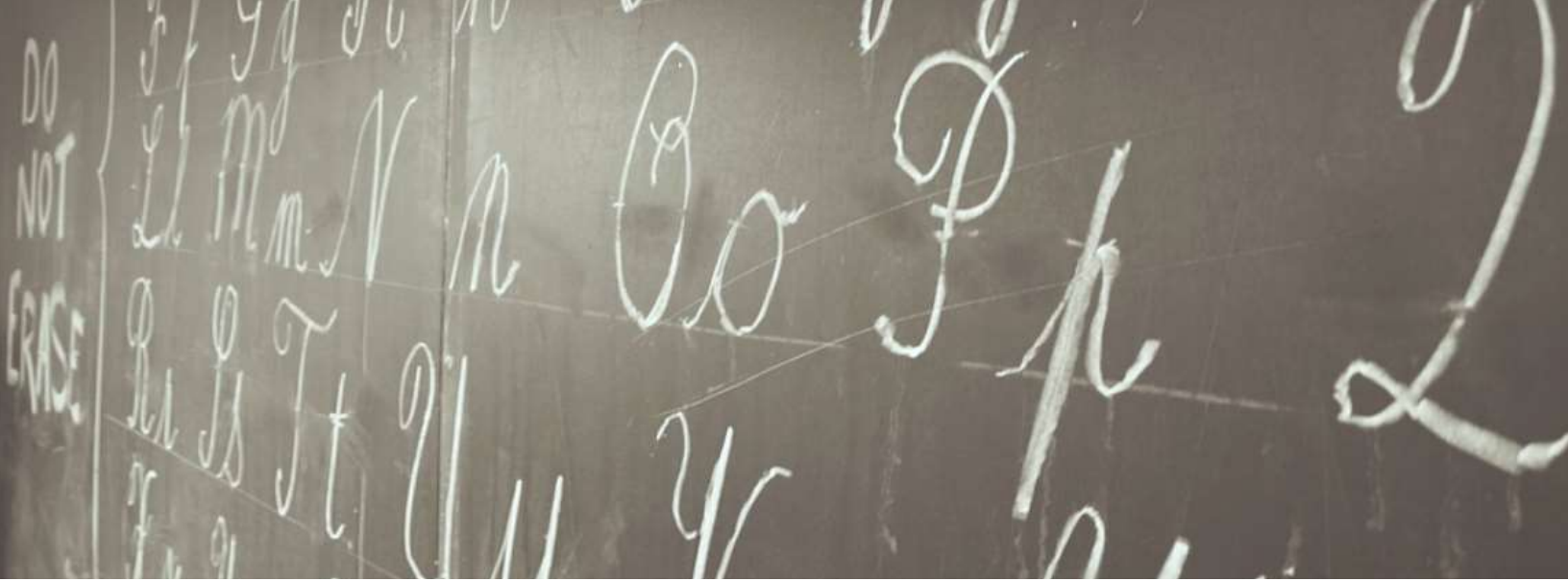
Reading Standards for Literature

STANDARD		CLARIFICATION	GLOSSARY
<i>Cluster: Key Ideas and Evidence</i>			
RL.3.1	Ask and answer questions to demonstrate understanding of a text , referring explicitly to the text as the basis for the answers.	<p>Students ask and answer questions to show they understand the text. They use specific details in the text to support their answers.</p> <p><i>In the Classroom:</i> As students read, they make annotations, noting details and ideas that are confusing and interesting. Students note questions they have about content or words. Students may record their annotations in the margins of the copied text, in response journals, or on sticky notes. Students share them with partners.</p> <p>The teacher facilitates a shared reading of a literary text and uses chart paper to record students' questions as they read. After reading, the class answers the questions and refers to the text to find the answers.</p>	<p>explicit, explicitly – stated clearly and directly, leaving no room for confusion or interpretation</p> <p>text – anything that students can read, write, view, listen to, or explore, including books, photographs, films, articles, music, art, and more</p>



ELA Standards' Expectations for Third Grade

This section focuses on the key skills your child will learn throughout third grade, which build a solid foundation for success in later grades. The skills in each strand are broken down into topics. If your child is meeting the expectations outlined here, he or she will be well prepared for fourth grade. The ELA Standards' expectations for third grade include:



Reading Foundational Skills

Handwriting

Students:

- create readable documents in manuscript and cursive

Phonics and Word Recognition

Students:

- identify and understand words that have prefixes and suffixes such as -ness, -ity, and -ship
- read multiple syllable words
- read third grade appropriate irregularly spelled words

Fluency

Students:

- read and understand third grade level texts with accuracy, appropriate rate, and expression
- use context clues to recognize or self-correct words, re-reading if needed



Reading Literature

Key Ideas and Evidence

Students:

- ask and answer questions about key details, referring explicitly to the text
- recount fables, folktales, and myths from diverse cultures
- demonstrate understanding of the central message, lesson, or moral and explain how the key details convey it
- describe the characters and explain how their actions contribute to the sequence of events

Craft and Structure

Students:

- understand the meaning of words and phrases in a text
- identify words that impact the meaning of the text
- refer to parts of stories, dramas, and poems (such as chapter, scene, and stanza) when writing and speaking about the text
- describe how each part of a story, drama, or poem builds on earlier parts
- tell the difference between their point of view and the point of view of the narrator and/or characters



Reading Literature

Integration of Ideas and Analysis


Students:

- explain how illustrations contribute to what is conveyed by the words in story
- compare and contrast the themes, settings, and plots of stories by the same author about the same or similar characters such as books in a series

Range of Reading and the Level of Complexity

Students:

- read and understand texts appropriate for third grade independently and for a sustained period of time
- connect background knowledge and experiences to texts



Reading Informational



Key Ideas and Evidence


Students:

- ask and answer questions about key details, referring explicitly to the text
- determine the main idea of a text
- recount the key details in a text and how those key details support the main idea
- describe the relationship between a series of historical events, scientific ideas or concepts, or steps in a technical procedure in a text, thinking particularly about time, sequence, and cause/effect

Craft and Structure

Students:

- understand the meaning of words and phrases in texts on third grade topics
- use text features and search tools to find relevant information on a topic
- tell the difference between their point of view and the point of view of the author



Reading Informational



Integration of Ideas and Analysis

Students:

- use the illustrations and words to understand the text
- describe how the author connects ideas between sentences and paragraphs to support specific points
- compare and contrast the most important points and key details presented in two texts on the same topic

Range of Reading and the Level of Complexity

Students:

- read and understand texts appropriate for third grade independently and for a sustained period of time
- connect background knowledge and experiences to texts



Writing



Text Types, Purposes, and Publishing

Students:

- organize information and ideas based on a topic to plan and prepare to write
- write **opinion** pieces that:
 - introduce the topic or book they are writing about
 - state an opinion
 - supply reasons for that opinion in an organized structure
 - use linking words
 - provide a concluding statement
- write **informative** pieces that:
 - introduce a topic
 - group related information together using illustrations when needed
 - use facts, definitions, and details to develop the topic
 - use linking words and phrases
 - provide a concluding statement



Writing



Text Types, Purposes, and Publishing con't

Students:

- write **narrative** pieces:
 - develop real or imagined events
 - introduce the characters/narrator
 - organize the sequence of events
 - use dialogue and descriptions of actions/thoughts/feelings
 - use words that signal order
 - provide a sense of closure
- revise and edit based on peer and adult feedback (with guidance and support)
- use digital tools to produce and publish their writing (with guidance and support)
- use digital tools to collaborate and interact with others (with guidance and support)

Research

Students:

- conduct short research projects
- gather information from sources and recall information from personal experiences
- take brief notes on the gathered information and sort into categories



Speaking and Listening

Collaboration and Communication

Students:

- follow predetermined rules to discuss grade level texts and topics
- come prepared for discussions by having read or studied the material
- ask questions, keep their comments on topic, and link their comments to others during discussions
- determine the main ideas and supporting details from a text read aloud or information presented (orally or through digital media)
- ask and answer questions about a speaker's presentation

Presentation of Knowledge and Ideas

Students:

- use appropriate facts and relevant, descriptive details when reporting on a topic or text, tell a story, or recount a personal experience
- speak clearly in complete sentences and at a reasonable pace
- create audio recordings of stories and poems that demonstrate steady reading
- add pictures or other visual representations to enhance or emphasize certain facts or details



Language

Conventions of Standard English

Students:

- demonstrate understanding of progressively more difficult standard grammar rules and parts of speech, expanding on their previous work with nouns, verbs, adjectives, conjunctions, prepositions, etc.
- produce complete sentences and questions, as well as use conventions such as basic capitalization, punctuation, and spelling.

Knowledge of Language

Students:

- choose words and phrases for effect
- recognize differences between the conventions of spoken and written standard English

Vocabulary Acquisition and Use

Students:

- determine the meaning of unknown and multiple meaning words in third grade level books using context clues, word parts, reference materials, and noting how words are related
- distinguish literal and nonliteral meanings of words/phrases
- distinguish meanings among related words that describe states of mind or degrees of certainty such as knew, believed, wondered
- use grade-appropriate words and phrases



Language



Language Standards 1 and 2 include two continuums, one for grammar and one for conventions. The skills within each continuum are arranged by grade band rather than by individual grades so you will notice that your child will be working with the same skills in multiple grades, but the activities and texts will become more complex. In the lower grade of the band, the teacher is introducing and modeling the skill. In the higher grade of the band, students are applying the skill to more complex text as they work toward mastery.

Portion of the continuum for Language Standard 1



Language Standard 1 - Grammar Continuum

SKILL	K-1	2-3	4-5	6-8	9-12
Subject/Verb Agreement	<ul style="list-style-type: none"> Use singular and plural nouns with matching verbs in basic sentences 	<ul style="list-style-type: none"> Ensure subject/verb agreement 	<ul style="list-style-type: none"> Continue to ensure subject/verb agreement 	<ul style="list-style-type: none"> Continue to ensure subject/verb agreement 	Students apply grammar and usage skills to create a unique style and voice when writing or speaking with increasing sophistication and effect in grades 9-12. Skills taught in previous grades should be reinforced and expanded.
Nouns	<ul style="list-style-type: none"> Form frequently occurring nouns; form regular plural nouns (/s/ or /ss/) Use common, proper, & possessive nouns 	<ul style="list-style-type: none"> Explain the function of nouns Use collective nouns (such as <i>group</i>) Form and use frequently occurring regular and irregular plural nouns 	<ul style="list-style-type: none"> Use abstract nouns (such as <i>courage</i>) Continue to use regular and irregular plural nouns 		

Reading Strategies

Reading outside of school provides the additional support and encouragement that allows students to create a deep passion for reading, to deepen their comprehension skills, and to build a broad vocabulary knowledge. Reading strategies can be developed and used before, during, and after reading takes place. These strategies reinforce what your student is learning in third grade.

Activities to do at home:

- Provide a time and space for your child to read every day.
- Find small and simple poems. Read them together and talk about the feelings they convey. Try making up your own poems together about objects, people you know, or anything you like!
- Read to your child or have your child read to you every day. Reading aloud to children, of all ages, provides opportunities to discuss more challenging and complex plots and themes which builds critical thinking skills.
- As your child learns to read new words and understand the meaning of those words, help him/her keep track of them in his/her own dictionary. Your child can write them down, draw pictures to illustrate the words or the definitions, or write sentences with the words.



Reading Strategies

- Discuss any confusing parts, elements, or information in the book, chapter, or passage.
- Start a family book club. Let different members of the family pick the book. This could be a good way to enjoy quality family time while experiencing the joy of reading together!
- Ask your child to retell what he/she read in his/her own words.
- Ask your child to summarize what he/she read and tell what he/she learned from what was read. This could be connected to something in real life, another reading, or to events happening in the world.
- Visit the local library and make reading fun for the entire family
- Give your child opportunities to participate in new experiences. Visit museums, the zoo, theaters, historical sites, aquariums, etc. to help build your child's vocabulary and speaking skills.
- Find a series that interests your child and begin to read it together. You can read to your child, your child can read to you, and he/she can read a chapter independently. You and your child can interview each other as you read — ask about main ideas, events, and thoughts you each have about the books and characters.



Reading Strategies

- Begin a family project of building vocabulary. Ask all family members to contribute to the project by submitting new vocabulary words they read or hear. Vocabulary words may be compiled in a decorative container in a prominent place. Family members practice using the new vocabulary words in their speaking and writing.
- Act out a story, poem, or other text as if it is a play by using different voices for the characters. This will help children practice appropriate pacing in their speed while reading and encourage reading with expression.
- As your child develops favorite authors, look online for that author's website. Your child can email or write a letter to the author (under your supervision). The author may even be at a book signing or other events in your neighborhood for you and your child to attend.
- When you or your child uses a word with a prefix or suffix, stop to talk about it. Break down the word and talk about what the prefix or suffix and the root word mean together. Think of other words that have that same suffix or prefix. You can also write the word out on two separate cards, with the prefix on one and the root word on the other and make new words with the cards. Write down the different words with prefixes and suffixes you and your child use.



Reading Strategies

- Talk about current events together. Discuss with your child so he/she understands what is happening and how it connects to him/her, other events that he/she may have seen or read about, and other areas of the community.
- Use magnetic letters, letter tiles, or cards from games to create both real and silly words. Practice building longer words by putting together shorter words and sounds.
- After your child reads a story, make up your own version, changing details such as setting, time, or even the ending. You can change the story so it occurs in places or with characters you know. This helps your child understand story structure and make comparisons. Alternatively, make up your own version of a fairy tale or known story.
- Possible questions/prompts to ask as or after your child reads:
 - o Who was this about?
 - o What were the main ideas/topics?
 - o Where did this take place?
 - o Retell the story in sequential order.
 - o What is the lesson/moral? How do you know?
 - o Which of these details is really important to the story? How do you know?
 - o How did the characters' actions help move the story along?
 - o How are _____ and _____ related?



Reading Strategies

- Possible questions/prompts to ask as or after your child reads can't:
 - o What do you think the author is trying to say when he/she uses the word/phrase ____?
 - o What clues can you find in the sentence or paragraph that help you figure out the meaning of _____?
 - o How does what the author said in an earlier paragraph help us understand what is happening now?
 - o Who is telling the story in this section? How do you know?
 - o What clues do the illustrations in the story provide to help you understand the plot (or setting or characters) of the story?
 - o How are these two stories different? Similar?
 - o Summarize the text.
 - o What details explain or support the main idea?
 - o What does the word _____ mean in this sentence?
 - o What did you do to help you figure out an unknown word?
 - o Do you agree or disagree with what the author has said so far?
 - o What information did you get from the map/chart/photo?
 - o How was this text written? (sequence, comparison, cause/effect, etc.)
 - o What details does the author use to support his/her point?
 - o What is the root word in _____?




Writing Strategies

Writing to express opinions, provide information, and/or create a story goes far beyond letter formation and spelling rules. In school, students are learning the writing process. Out of school, help is needed to reinforce, encourage, and support students in their writing process. Writing out of school provides a connection between writing and everyday experiences. These strategies reinforce what your student is learning in third grade.

Activities to do at home:

- Help your child organize his/her thoughts by planning what he/she wants to write. Using sticky notes or a graphic organizer will provide a visual way to accomplish this.
- Discuss family stories and history. Encourage your child to ask questions. Work together with your child to create a book, magazine, poem, short story, newspaper article, pamphlet, or other written narrative of your family's history.
- Encourage (and help) your child to write a letter, birthday card, get well card, thinking of you card, or thank you note to family members or friends.
- Help your child create a poster, collage, pictograph, or infographic about something your child or your family learned or experienced recently.



Writing Strategies

- Encourage your child to draw and/or write his/her own version of a favorite story. Or, encourage your child to create or write a next chapter (or page) for his/her favorite book.
- When your child asks a question, research the answer together using books or computers (under your supervision). Then create an informative poster or collage which tells the question, the answer, and uses both texts and illustrations to show what they learned.
- Encourage your child to find a picture from a newspaper or magazine, cut it out, paste it on paper, and write a story about it.
- Help your child choose something that he/she wants to do or learn to do. Work with your child to research information related to the topic chosen. Ask your child to create a brochure, flyer, or “How To” manual or guide describing/explaining the topic, or how to do something. Then, together, you and your child can follow the guide to do or learn to do the chosen topic.
- During a family event, take a photograph. After the family event, ask your child to write a brief summary to go along with the photograph and send the photograph and your child’s summary to the local newspaper to be printed with community events.



Writing Strategies

- Keep a family journal of trips, weekends, and special times spent together. Your child can both write and illustrate the journal. Pick a favorite entry from the journal and use it to expand your child's writing. You and your child can write a longer piece or story about that event and illustrate it with photographs or drawings.
- Under your supervision, begin to help your child use a computer to research a topic or communicate with friends and family. Your child can also use the computer to write his/her own pieces or pieces you write together.



Resources for Learning Outside of School

At home, you play an important role in your student's academic success. You are a valuable resource for your child. The websites provided below are not an all-inclusive list, but are intended to provide quality resources for you to support your child's learning. Each box is linked.

Parent and afterschool resources are provided by grades

Research, guides, and resources for supporting reading

Reading resources for parents

Resources to help parents stay informed about early literacy

7 tips to keep reading exciting and enjoyable for children

Choose the grade and scroll down to reading to learn more

Tips on how to help children choose a book

Picture books being read aloud

NCDPI ELA Parent Resources Page